

# Manual Supplement

Manual Title: 8808A Users  
Print Date: July 2007  
Revision/Date: 1, 12/09

Supplement Issue: **5**  
Issue Date: 11/13  
Page Count: 2

---

---

This supplement contains information necessary to ensure the accuracy of the above manual. This manual is distributed as an electronic manual on the following CD-ROM:

CD Title: 8808A  
CD Rev. & Date: 3, 12/2009  
CD PN: 2713002

## Change #1

On page 3-18, under **Decibels and Auto Power Modifier** replace the third paragraph with the following:

Decibels can be selected only when a voltage function is selected on the primary display (volts ac, volts dc, or volts ac + dc). Decibels are always displayed in a single, fixed range with 0.001 dB resolution. However, the basic measurement itself (volts ac for example) autoranges.

On page 3-19, following Table 3-5, replace the second paragraph with the following:

Setting the dB reference resistance to 16, 8, 4, or 2 ohms allows you to use the Meter to calculate audio power. After the reference resistance has been set to 16, 8, 4, or 2 ohms, press  $\left[ \begin{smallmatrix} \text{dB} \\ \text{REF} \end{smallmatrix} \right]$  twice to select the audio power modifier. Power annunciator will be displayed. The minimum and maximum power that can be displayed is 0.00 Watts and 9999.99 Watts, respectively.

## Change #2, 53744

Under the **LIMITED WARRANTY AND LIMITATION OF LIABILITY** replace the second sentence with the following:

The warranty period is three years limited and begins on the date of shipment.

On page 1-7, replace Table 1-3 with the following:

**Table 3-1. Accessories**

Item	Model / Part Number
Premium Test Lead Set	TL71
Fuse, .25*1.25, 0.063 A, 250 V, Slow	163030
Fuse, .25*1.25, 0.125 A, 250 V, Slow	166488
F1 - Fuse, 11 A, 1000 V, Fast, 406INX1.5IN, BULK	803293
F2 - Fuse, 440 mA, 1000 V, Fast, 406INX1.375IN, BULK	943121
Rack Mount Kit 8845A & 8846A Single	Y8846S
Rack Mount Kit 8845A & 8846A Dual	Y8846D
USB to RS-232 Cable Adapter (included)	884x-USB
Precision Electronic Probe Set	TL910
2X4 Wire Ohms 1000 V Test Lead	TL2X4W-PTII
FlukeView Forms Basic Software (included)	FVF-SC5
FlukeView Forms Software Upgrade to enhanced version	FVF-UG

On page 1-9, change the *Warranty*,

From: One year

To: Three years limited

## Change #3

On page 2-5, replace the **Current-Input Fuses** section with the following:

### Current-Input Fuses


The **200 mA** and **10 A** inputs are protected by user-replaceable fuses.

- The **200 mA** input is protected by a fuse (F1) rated at 440 mA, 1000 V (fast blow), 10,000 A minimum breaking capacity.
- The **10 A** input is protected by a fuse (F2) rated at 11 A, 1000 V (fast blow), 10,000 A minimum breaking capacity.

**Current Input Fuse Table**

F1	F1 - Fuse, 11 A, 1000 V, Fast blow or equivalent	803293
F2	F2 - Fuse, 440 mA, 1000 V, Fast blow or equivalent	943121

On page 2-5, under the first **Warning**, replace step 3 with:

Press  to set the range to 200 Ω.



On page 2-5 and 2-6, under the second **Warning**, replace step 5 with:

5. Remove the defective fuse and replace it with a fuse of an appropriate rating. See the Current Input Fuse Table.

## Change #4, 64136, 64137, 64189, 65595

On page 1-4, under **General Safety Summary** remove the first paragraph.

On page 1-6, add the following to the **Symbols** table:

	Conforms to relevant South Korean EMC Standards.
	Conforms to CAN/CSA-C22.2 No. 61010-1, second edition, including Amendment 1.

On page 1-8 replace **Safety** and **EMC** with:

**Safety** .....IEC 61010-1: Overvoltage CAT II, Pollution Degree 2  
IEC 61010-2-030: Measurement 600 V CAT II

**Electromagnetic Environment**.....IEC 61326-1: Basic

**Electromagnetic Compatibility** .....Applies to use in Korea only. Class A Equipment (Industrial Broadcasting & Communication Equipment)<sup>[1]</sup>

[1] This product meets requirements for industrial (Class A) electromagnetic wave equipment and the seller or user should take notice of it. This equipment is intended for use in business environments and is not to be used in homes.